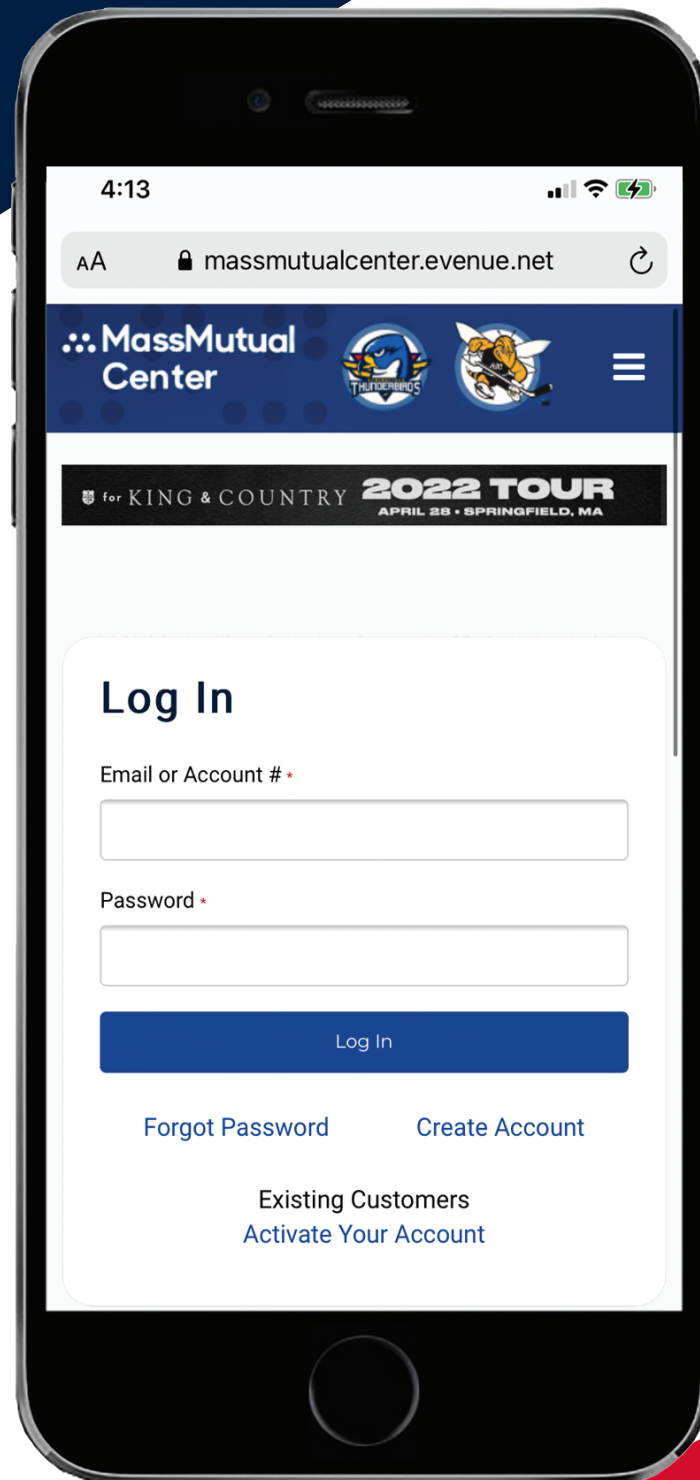


# DIGITAL TICKET *Login*

PLEASE USE [MASSMUTUALCENTER.COM/MYACCOUNT](https://massmutualcenter.com/myaccount)  
TO ACCESS THE LOGIN SCREEN.



The image shows a smartphone screen displaying the MassMutual Center login page. At the top, the status bar shows the time 4:13, signal strength, Wi-Fi, and battery icons. The browser address bar shows 'AA' and the URL 'massmutualcenter.venue.net'. The page header features the 'MassMutual Center' logo, the Springfield Thunderbirds logo, and a menu icon. Below the header is a banner for 'for KING & COUNTRY 2022 TOUR APRIL 28 • SPRINGFIELD, MA'. The main content area is titled 'Log In' and contains two input fields: 'Email or Account #' and 'Password'. Below these fields is a blue 'Log In' button. At the bottom of the login area are links for 'Forgot Password' and 'Create Account'. Below these links is a section for 'Existing Customers' with a link to 'Activate Your Account'.

## STEP 1

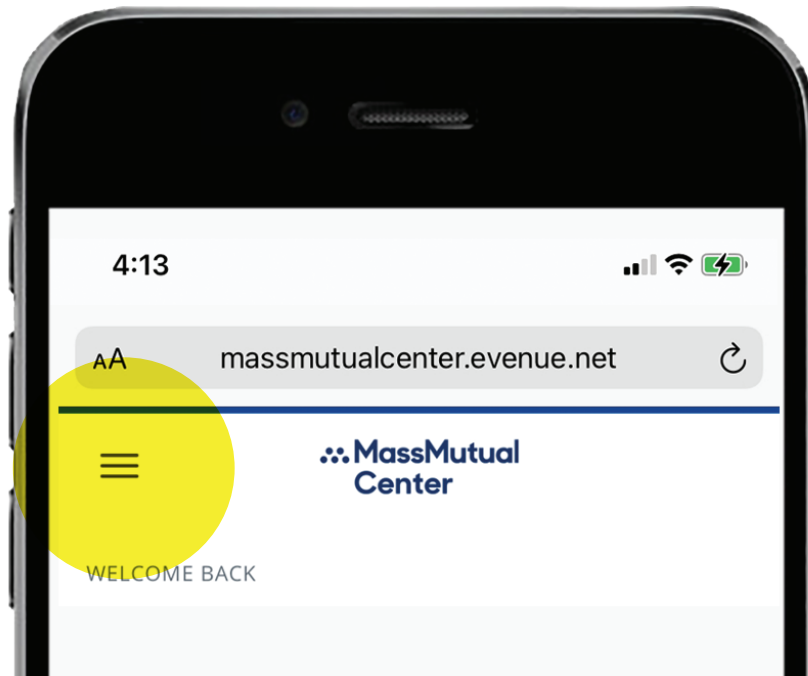
WHEN YOU ARRIVE AT THE LOGIN SCREEN, YOU WILL NEED TO RESET YOUR PASSWORD. CLICK THE "FORGOT PASSWORD" LINK AND FOLLOW THE ON-SCREEN INSTRUCTIONS. YOU WILL RECEIVE AN EMAIL WITH A UNIQUE, TEMPORARY PASSWORD THAT WILL AUTOMATICALLY PROMPT YOU TO SET YOUR OWN SECURE PASSWORD.

ONCE YOU HAVE LOGGED IN, PLEASE TAKE SOME TIME TO UPDATE YOUR CONTACT INFORMATION IF YOU'VE HAD ANY RECENT CHANGES. WE WILL SHOW YOU HOW TO DO SO IN THE FOLLOWING STEPS.



# DIGITAL TICKET *Login*

PLEASE USE [MASSMUTUALCENTER.COM/MYACCOUNT](https://massmutualcenter.com/myaccount)  
TO ACCESS THE LOGIN SCREEN.



## STEP 2

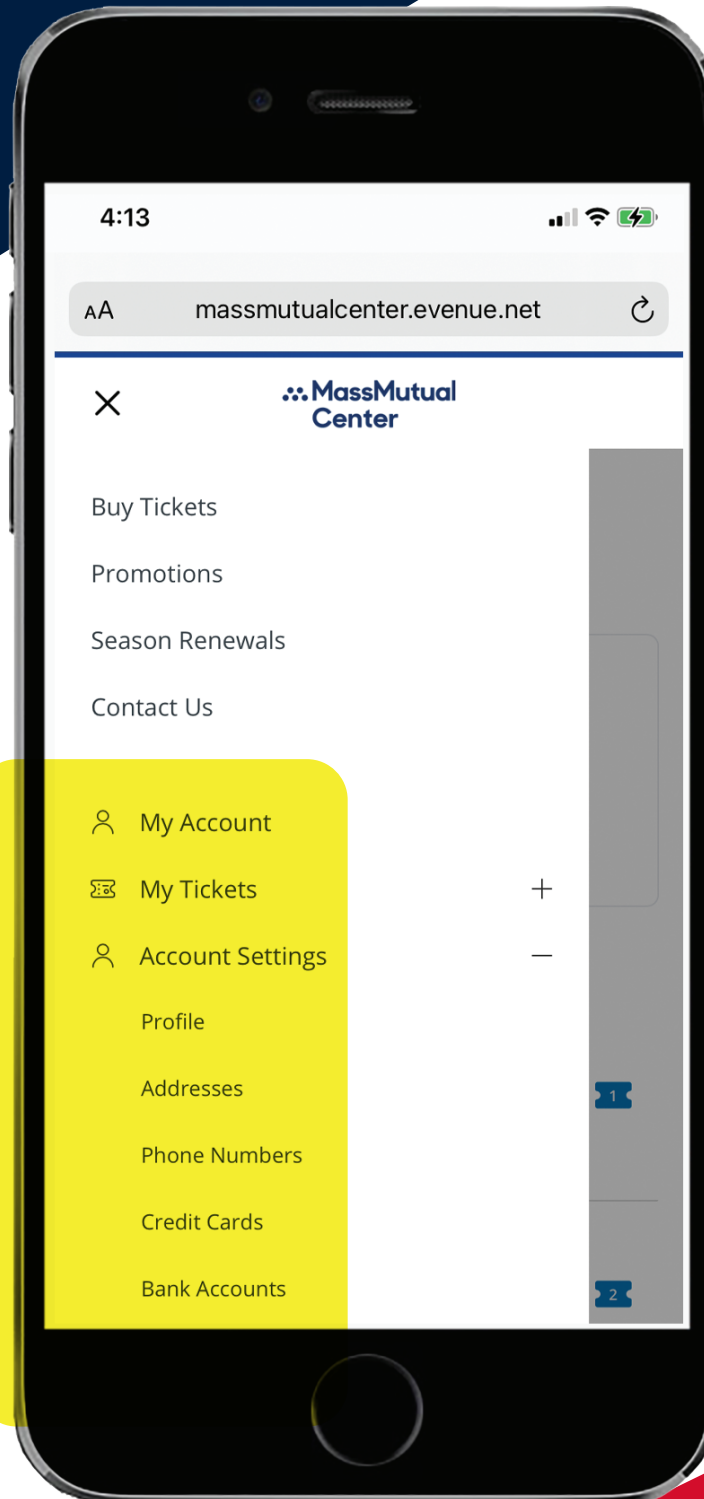
**MOBILE USERS:** AFTER YOU HAVE RESET YOUR PASSWORD AND SUCCESSFULLY SIGNED INTO YOUR ACCOUNT, USE THE MENU ICON IN THE TOP LEFT CORNER TO ACCESS YOUR ACCOUNT INFORMATION.

**DESKTOP USERS:** AFTER YOU HAVE RESET YOUR PASSWORD AND SUCCESSFULLY SIGNED INTO YOUR ACCOUNT, YOU WILL BE ABLE TO VIEW AND EDIT YOUR PROFILE INFORMATION FROM YOUR ACCOUNT PAGE.  
YOU MAY DISREGARD THE FOLLOWING STEPS.



# DIGITAL TICKET *Login*

PLEASE USE [MASSMUTUALCENTER.COM/MYACCOUNT](https://massmutualcenter.com/myaccount)  
TO ACCESS THE LOGIN SCREEN.



## STEP 3

A SIDE MENU WILL OPEN; PLEASE SELECT  
"VIEW ACCOUNT & SETTINGS"

FROM HERE, PLEASE UPDATE YOUR ADDRESS, PHONE  
NUMBER, AND/OR BILLING INFORMATION IF YOU HAVE  
HAD ANY RECENT CHANGES.

AND THAT'S IT! YOU ARE NOW LOGGED IN TO YOUR  
ACCOUNT AND READY TO START USING DIGITAL TICKETS.